



FIDUCEO has received funding from the European Union's Horizon 2020 Programme for Research and Innovation, under Grant Agreement no. 638822



AVHRR Errors and Uncertainties: The FIDUCEO Approach

Jonathan Mittaz
University of Reading/NPL
& The FIDUCEO Team



What is FIDUCEO?

- FIDUCEO stands for “Fidelity and Uncertainty in Climate data records from Earth Observations”
 - Horizon 2020 project applying the techniques of **Metrology** to selected satellite Level 1 (FCDR)/Level 2 (CDR) datasets for historic sensors
 - Includes a new FCDR from the AVHRR (Level 1) (currently being generated back to 1978) and there will be a new SST CDR from the AVHRR data with uncertainty as an ensemble (early 2019)
 - Website www.fiduceo.eu

Metrology and Traceability

- **Metrology** is the science of measurement
 - Defines internationally accepted units of measurement (SI)
 - Provides a realisation of these units in practice
 - Provides Traceability linking measurements to a reference standard
- FIDUCEO concentrates on **Traceability**
 - Measurement can be related to a reference through a documented unbroken chain of calibrations each contributing to the measurement uncertainty
- Forces a consideration of all possible sources of error and how they link together
 - Obtaining uncertainties means removing all known sources of systematic error
 - GUM (2008) Section 3.2.4
 - It is assumed that the result of a measurement has been corrected for all recognized significant systematic effects and that every effort has been made to identify such effects.
- Taking a metrological approach not only means having traceable (and therefore justifiable) set of uncertainties. The removal of known systematic errors (to the best of our knowledge) **actually improves the data values themselves**

The FIDUCEO Approach

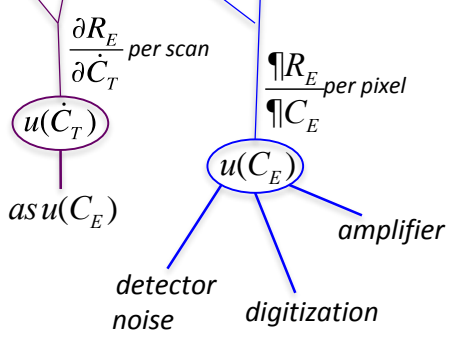
- At Level 1 we start with the “Traceability Tree”
 - Starts with the measurement equation

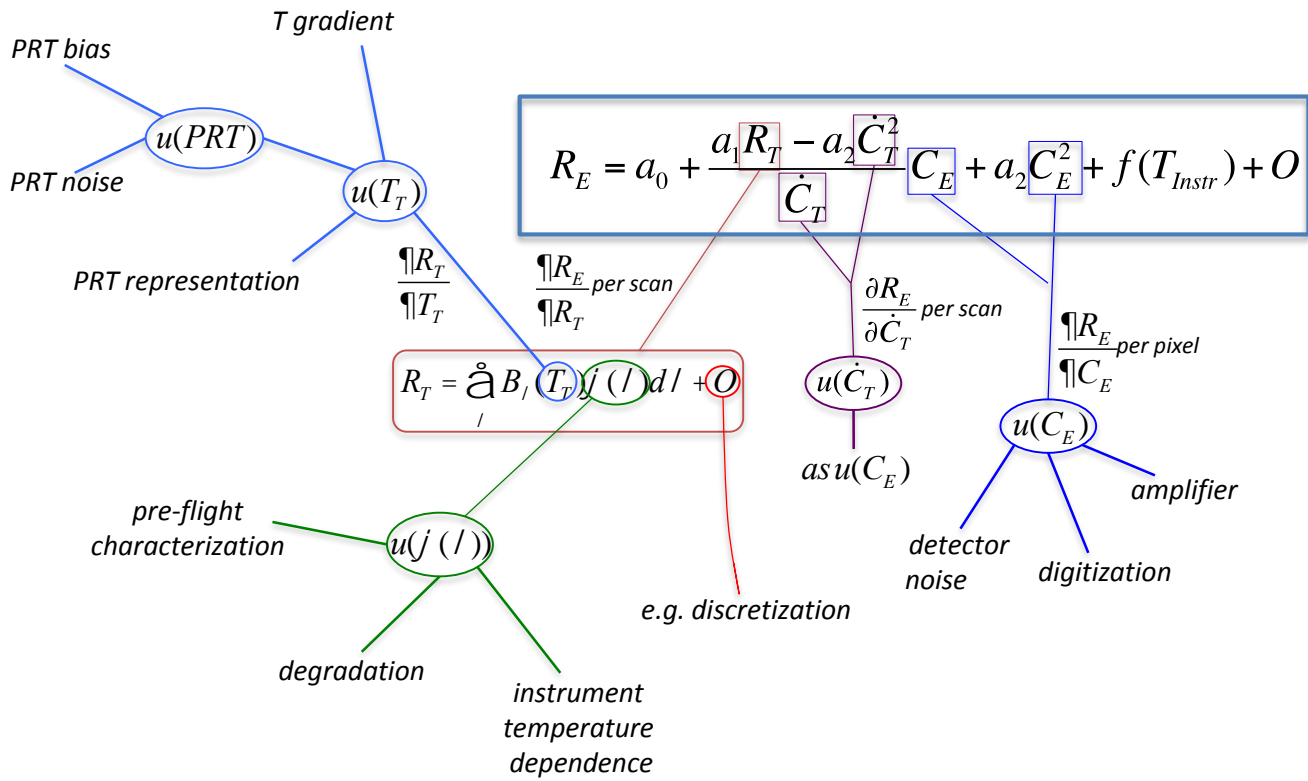
$$R_E = a_0 + \frac{a_1 R_T - a_2 \dot{C}_T^2}{\dot{C}_T} C_E + a_2 C_E^2 + f(T_{Instr}) + O$$

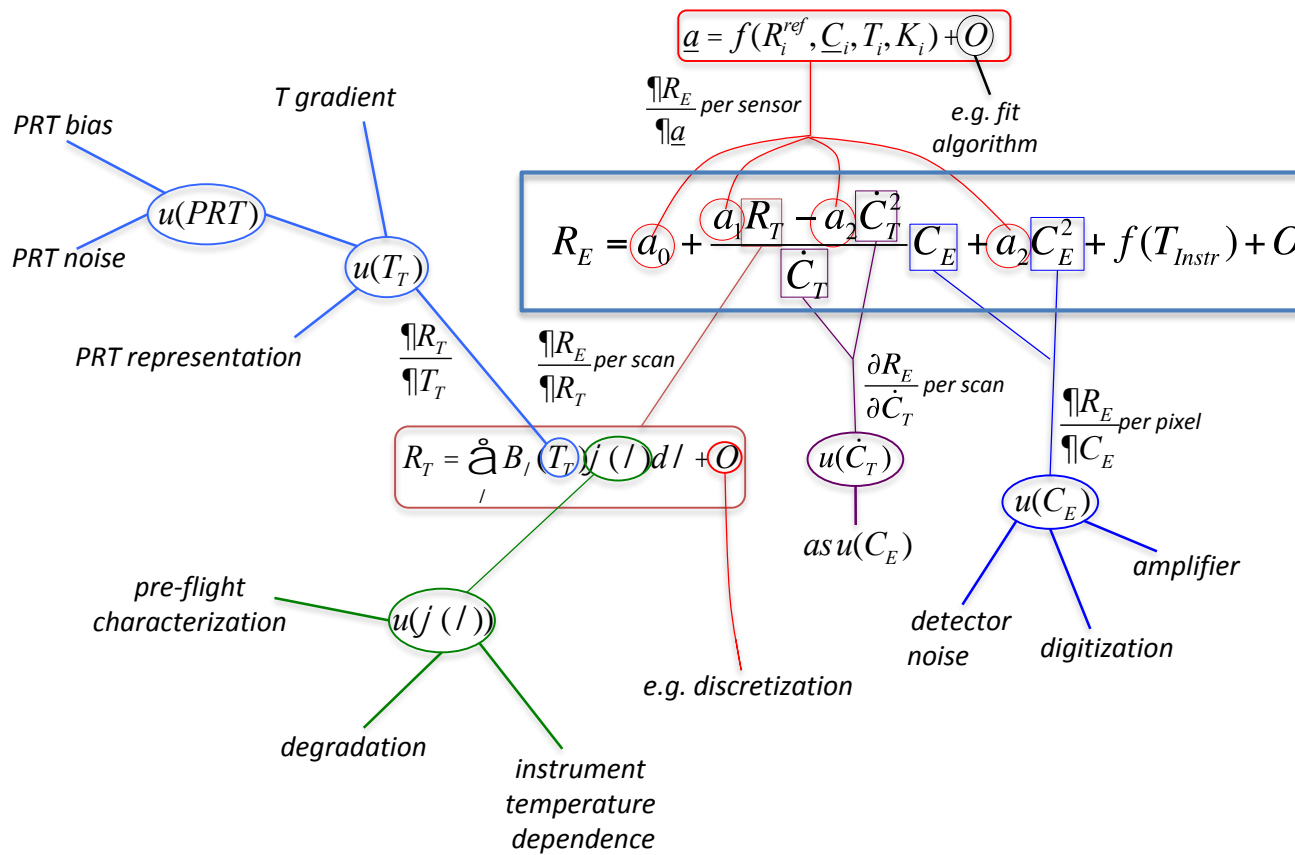
- Looks at each term and breaks it down into however many underlying processes are needed to get back to root process
- Links lowest level processes to their impact and associated uncertainty on the observed Earth radiance

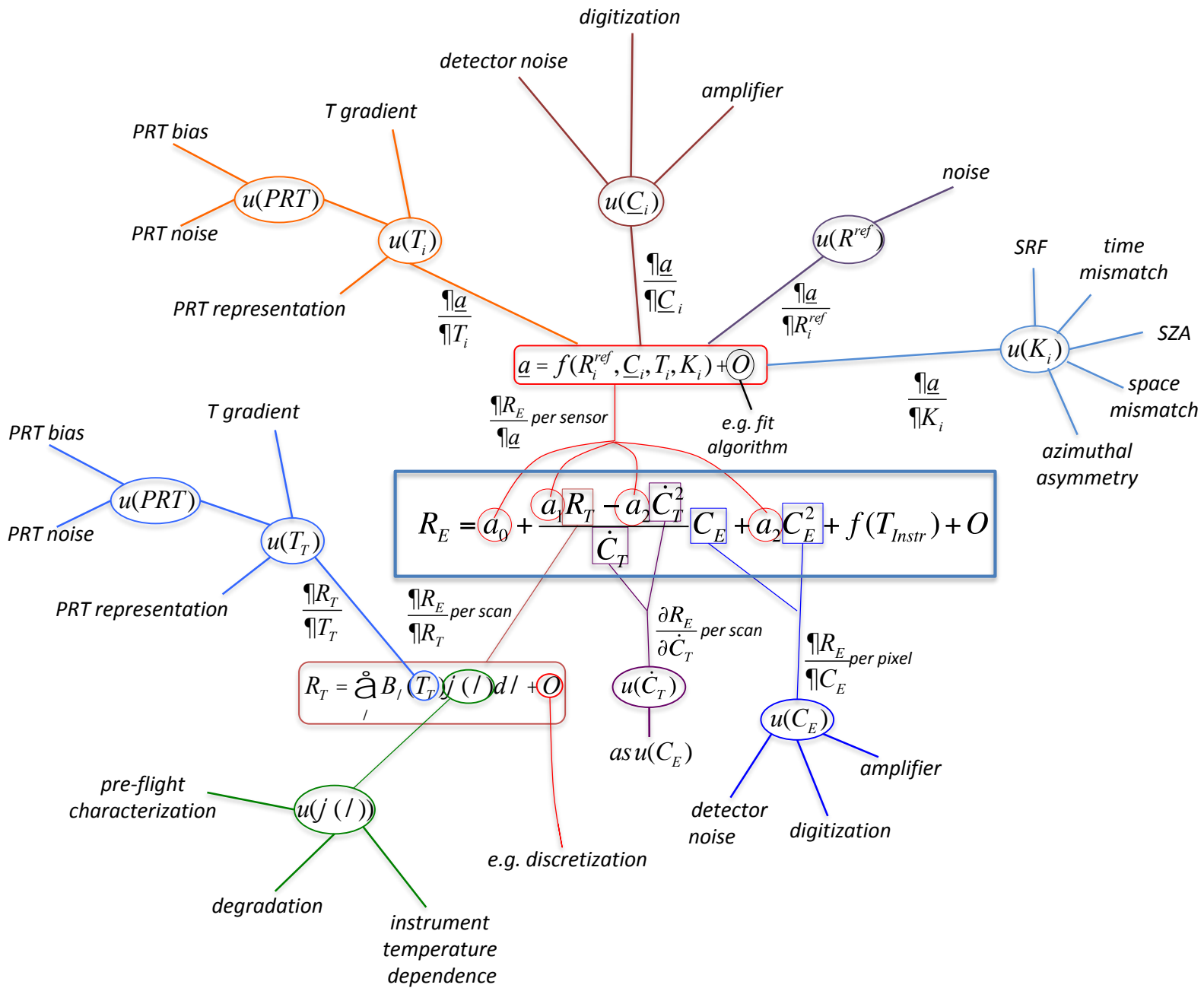
$$R_E = a_0 + \frac{a_1 R_T - a_2 \dot{C}_T^2}{\dot{C}_T} C_E + a_2 C_E^2 + f(T_{Instr}) + O$$

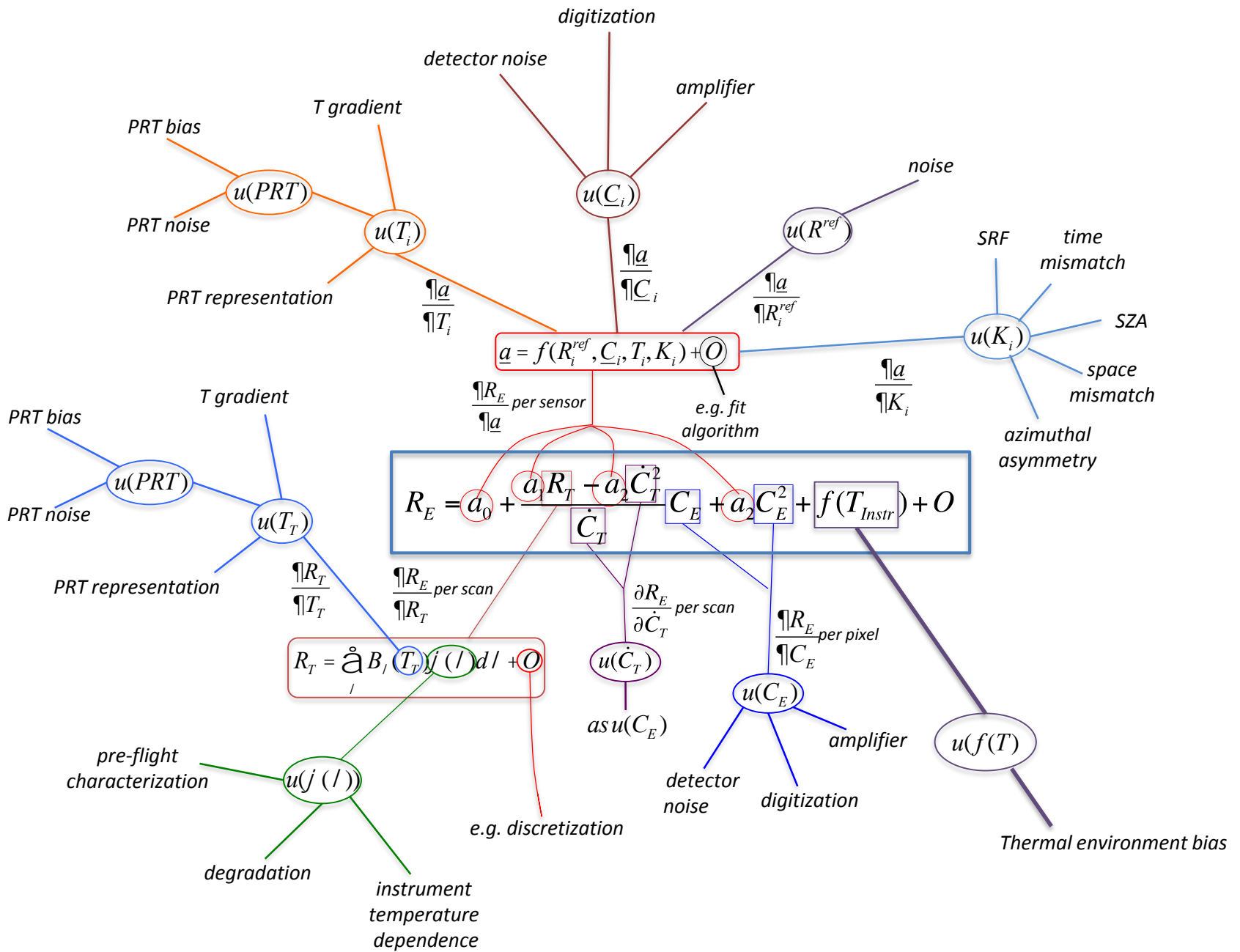
$$R_E = a_0 + \frac{a_1 R_T - a_2 \dot{C}_T^2}{\dot{C}_T} C_E + a_2 C_E^2 + f(T_{Instr}) + O$$

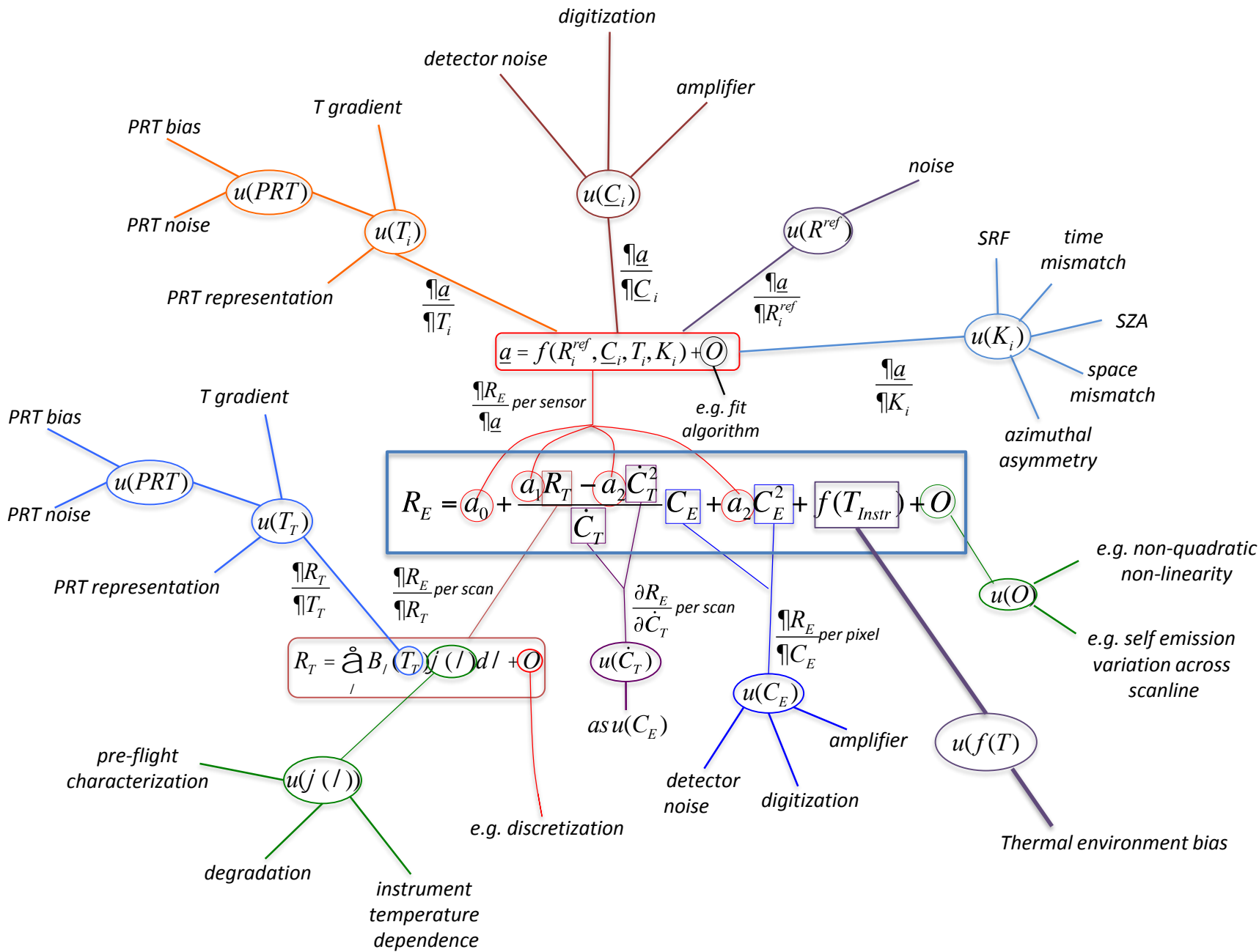












The +0 term

- Appears in a number of places
- Intended to force investigation of assumptions
 - To think about and characterize **known unknowns**
 - Mostly via Type-B uncertainty estimates
 - Not measured but via expert knowledge including modeling
 - AVHRR examples
 - Quadratic assumption for non-linearity effect
 - Constant non-linear coefficient
 - Numerical issues (digitisation/numerical integration)
 - Etc.
- Will be much more important for geophysical retrievals (Level 2+)

AVHRR Effect Tables

- How FIDUCEO codifies different uncertainty components
 - Uncertainties caused by random effects
 - Uncertainties caused by systematic effects
 - Uncertainties due to correlated errors
 - Include correlation length scale/shape
- Effects tables covers
 - Effect size, correlation type and scale, covariance information and sensitivity coefficient

Example Effects Table

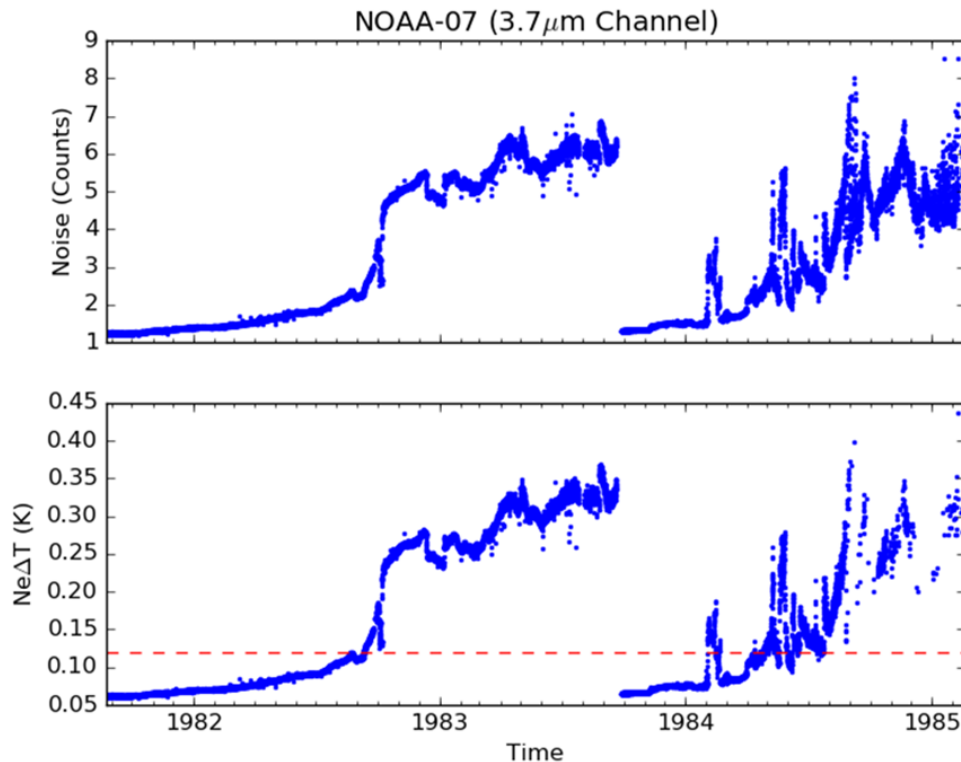
Table descriptor		How this is codified
Name of effect		Space view counts uncertainty
Affected term in measurement function		Space view counts (\bar{C}_S)
Channels / bands		Channel 3B, 4 and 5 (3.7 μ m, 11 μ m and 12 μ m)
3. Correlation type and form	within scanline [pixels]	Rectangular absolute systematic
	from scanline to scanline [scanlines]	Triangular
	between images/orbits [orbits]	Random
	between channels / bands	Random
4. Correlation scale	within scanline [pixels]	$[-\infty, +\infty]$
	from scanline to scanline [scanlines]	$[\pm 25]$
	between images/orbits [orbits]	None
	between channels / bands	None
Uncertainty PDF shape		Digitised Gaussian
Uncertainty units		Counts
Uncertainty magnitude		Estimated from Allan deviation from space views accumulated over a complete orbit
Sensitivity coefficient		$\frac{\partial R_\varepsilon}{\partial \bar{C}_{ICT}} = \frac{((\varepsilon + a_1)R_{ICT} - a_1(\bar{C}_S - \bar{C}_{ICT})^2)}{(\bar{C}_S - \bar{C}_{ICT})^2} (\bar{C}_S - C_\varepsilon) + \frac{((\varepsilon - a_1)R_{ICT} - a_1(\bar{C}_S - \bar{C}_{ICT})^2)}{(\bar{C}_S - \bar{C}_{ICT})}$

AVHRR effects

- For the AVHRR currently have around 12 effects tables
- Three highlight examples are
 - Detector Noise
 - Effect of Solar contamination of ICT
 - Thermal environment bias

Detector Noise

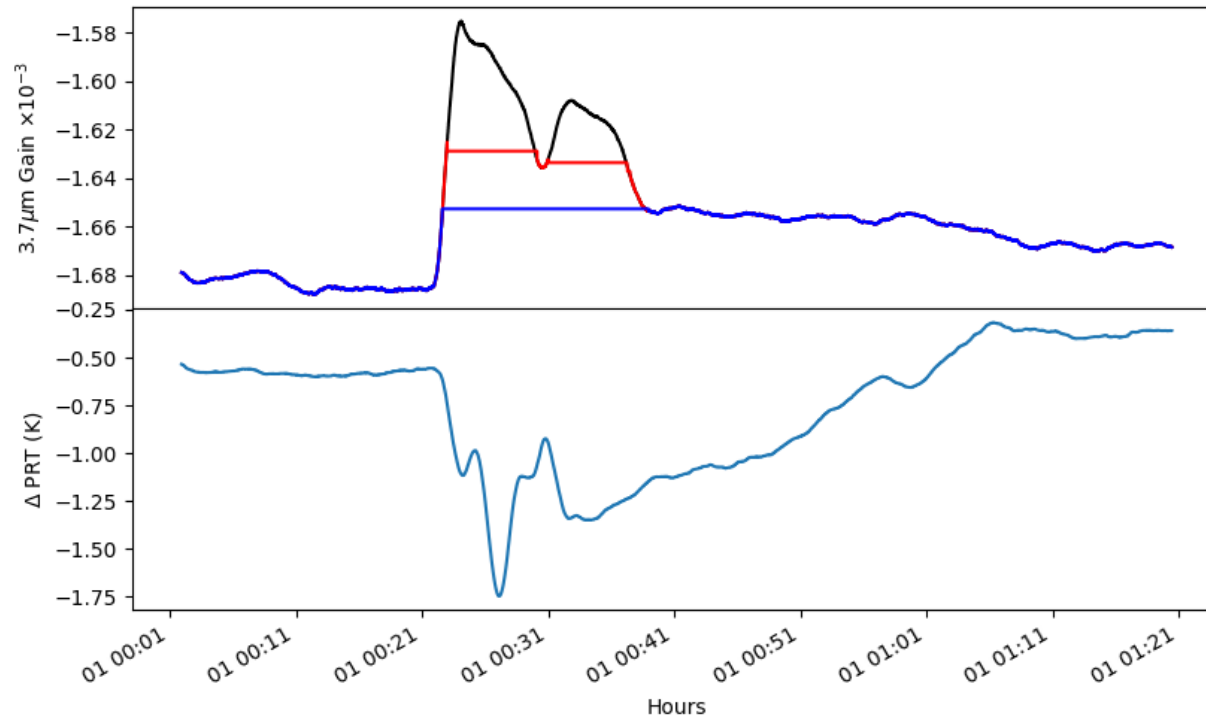
- Random but temporally variable
 - We will provide pixel level uncertainty due to all random effects



- Similar NeDT problem shown in He & Ignatov (this meeting)

Solar Contamination of Internal Calibration Target

- Direct solar contamination plus changes in thermal gradients

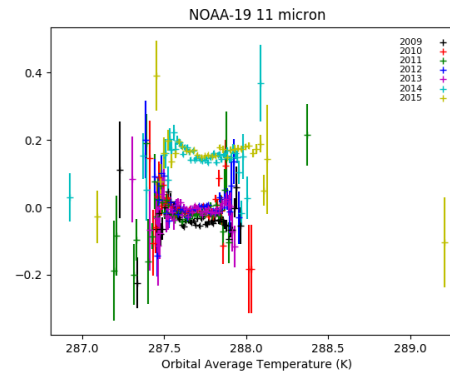
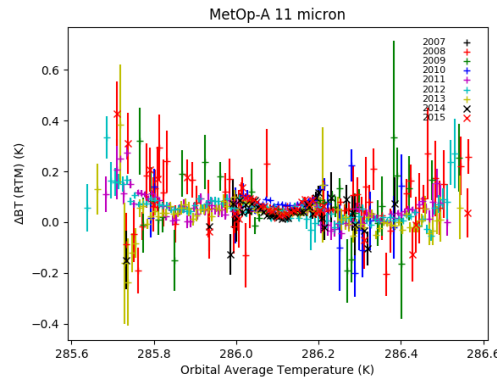


As much error as possible will be removed with appropriate uncertainties

Thermal Environment Bias

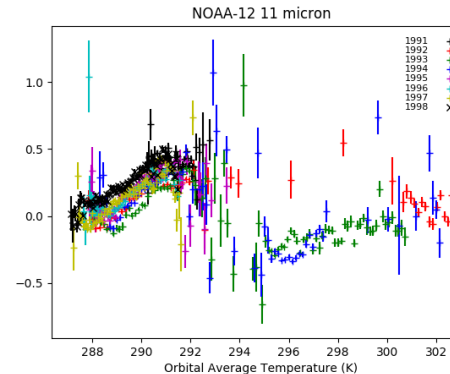
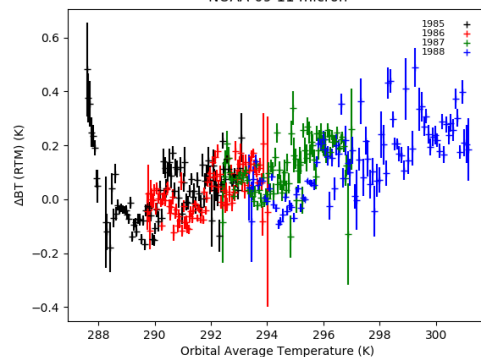
- As orbits drift the thermal environment changes introducing a time variable term which correlates with 'instrument temperature'

Close to being flat



Different offsets

~ single slope (may be +ve or -ve)

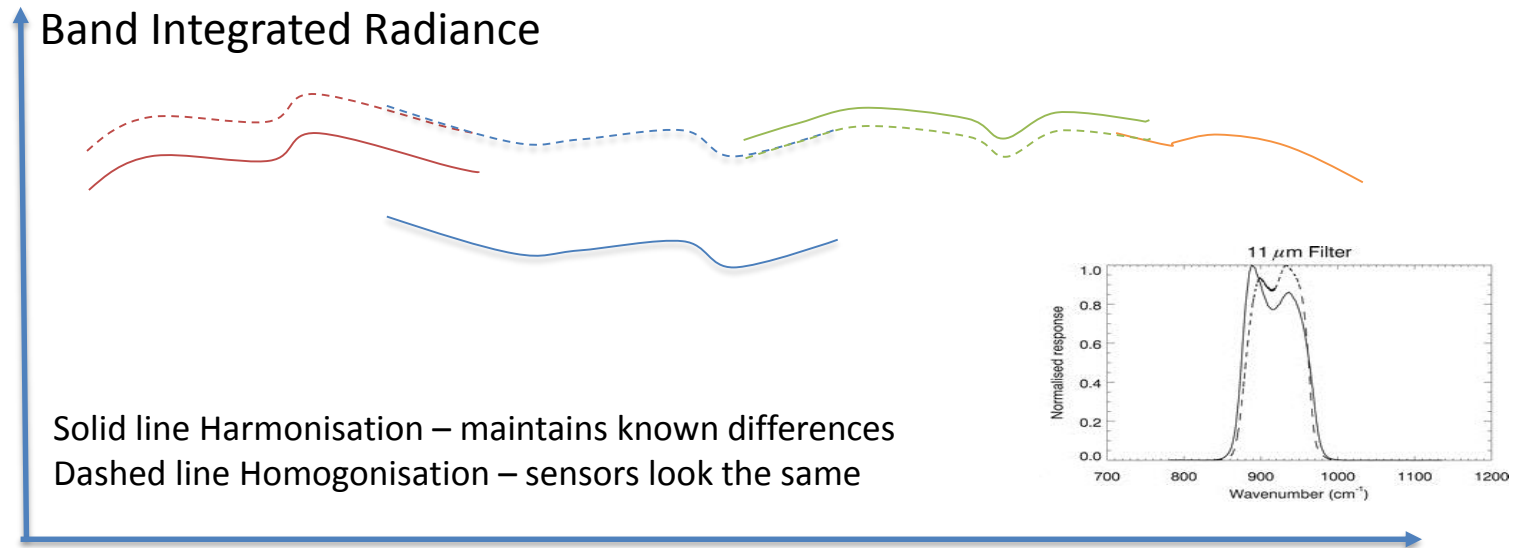


Multiple component model

- Will be modeled as a function of instrument temperature and time together with associated uncertainty

Sensor-to-Sensor Harmonisation

- For FCDR crucial to reduce any sensor-to-sensor error
- FIDUCEO approach is Harmonisation



- Measurement equation fitted to sensor-to-sensor matchup data
- Full uncertainty information including correlated error terms
- Fit process using Error-in-Variable (uncertainty in both 'X' and 'Y')
 - OLS will give biased result (e.g. backup slide)

FCDR File formats

- There will be three sets of data
 - Easy FCDR
 - Contains lat/lon/angles/quality plus BTs
 - Two components of uncertainty for all channels at the pixel level
 - Random and non-Random
 - Includes for non-Random a typical scale
 - Full FCDR
 - Contains all Effects Tables information
 - Uncertainties and all covariances and error correlation information
 - Ensemble FCDR
 - Contains set of N deviations from Easy FCDR BTs which will have the correct statistical properties derived from full FCDR
- Files in NetCDF4 including internal compression
- Beta Easy FCDR should be available before end of year for testing
 - If you are interested let us know
- **Due to metrological methodology FCDR will provide improved radiances as well as pixel level and above uncertainties and components.**

Conclusion

- FIDUCEO is generating a new FCDR for the AVHRR
- Takes a metrological approach which
 - Reduces systematic errors in the data as much as possible
 - Current operational data has significant biases
 - Provides traceable uncertainties
- Data will be provided in Easy, Full and Ensemble datasets
 - Pixel level and above uncertainties including correlated error terms in Full/Ensemble FCDR
 - Easy contains random and non-random plus a correlation length scale
 - Available shortly
- SST CDR with ensemble uncertainties will be generated by end of next year/early 2019
- FIDUCEO Workshop on Level 1 Uncertainties
 - April/May 2018 in Lisbon

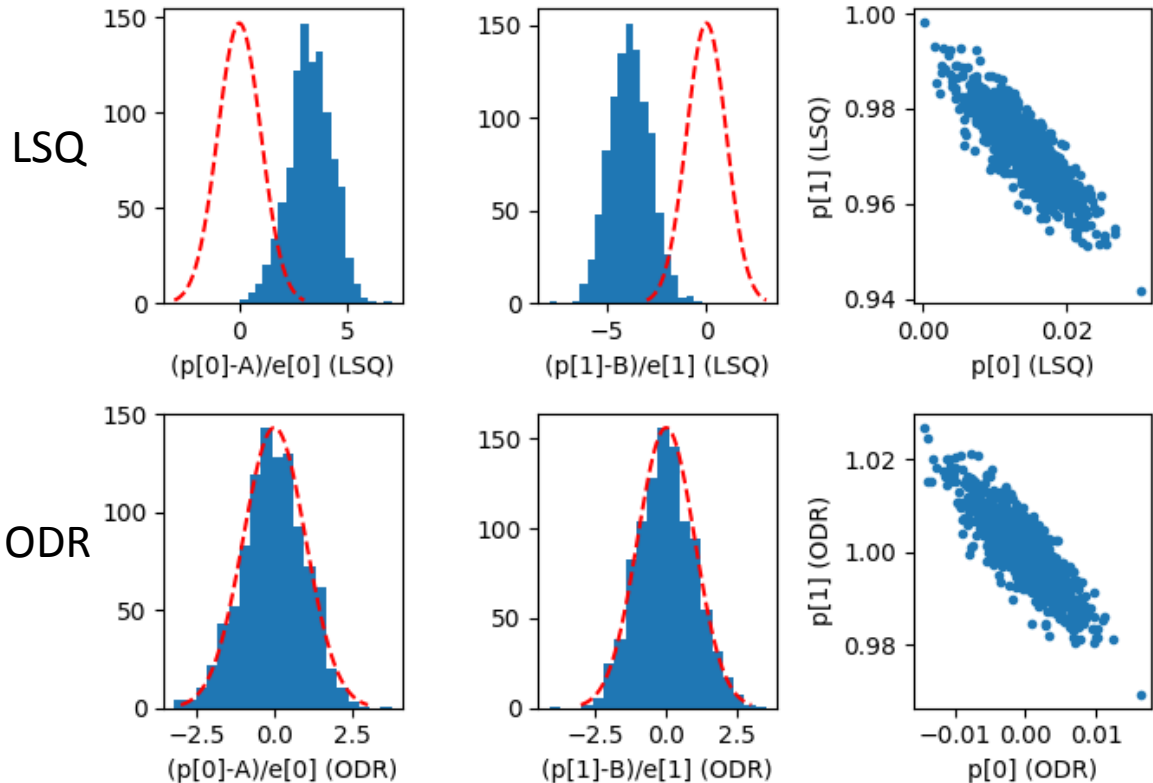


FIDUCEO has received funding from the European Union's Horizon 2020 Programme for Research and Innovation, under Grant Agreement no. 638822

Backup slide - Simple simulation study

LSQ vs ODR

- Straight line fit ($Y=A+B*X$)



- Uncertainties in X and Y
- ODR works, LSQ doesn't
- For uncertainties need to take correlation between A/B into account
- FIDUCEO uses Error-in-Variable techniques (ODR is an example of E-in-V)